


How do I Block and Delete?



Blocking and Deleting friends

Blocking someone on Snapchat means they will be prevented from sending you Snaps, Chats or viewing your Stories. If you delete someone, they won't receive your Snaps, but they could still send them to you. To block or delete a contact:

- Tap the username you want to block or delete in your 'My Contacts' page.
- Tap the gear icon  that appears next to their name.
- Select 'Block' to prevent Snaps, Chats or from them viewing your Stories.
- Select 'Delete' to remove them from your friends list.

To unblock a user:

- Tap the username, then tap the gear icon  next to their name.
- Select 'Unblock' and the user will be added back to your friends list.


Note: Full terms of use can be found here: www.snapchat.com/terms

How can I stay in control?


Changing Your Privacy Settings

By default, only users you add to your friends list can send you Snaps. If someone who isn't your friend tries to send you a Snap, you'll receive a notification that they added you, but will only receive the Snap when you add them to your friends list.

To change who can send you Snaps:

- Tap ghost on the camera screen to access your profile, then tap the gear icon  in the upper-right corner of the screen.
- Tap the 'Send me Snaps...' option and choose either:
 - 'Everyone' - This allows anyone to send you Snaps (even strangers).
 - 'My Friends' - Only your friends are able to send you Snaps.

To change who can send you Stories

- Swipe right on the camera screen to access your profile, then tap the gear icon  on the upper-right corner of the screen.
- Tap the 'View my Stories...' option and choose either:
 - 'Everyone' - This allows anyone to see your Stories (even strangers).
 - 'My Friends' - Only your friends are able to see your Snaps.
 - 'Custom' - This allows you to choose which friends can see your stories.

Note: To clear a conversation, tap ghost, then tap the gear  in the top right hand corner and scroll down to find 'Clear Conversations'.

Where can I go for further support?

Snapchat Safety Centre: www.snapchat.com/safety

Snapchat Support: <https://support.snapchat.com>

A Parents' Guide to Snapchat from ConnectSafely:

www.connectsafely.org/wp-content/uploads/snapchat_parents_guide.pdf

Latest changes on Snapchat Blog: <http://blog.snapchat.com>

UK Safer Internet Centre: www.saferinternet.org.uk

Professionals Online Safety Helpline: www.saferinternet.org.uk/helpline

Report Child Abuse Images to IWF: www.iwf.org.uk

Report abuse or grooming to CEOP: <http://ceop.police.uk>

Get Connected Helpline: www.getconnected.org.uk

Pick up a copy of this checklist along with other Online Safety materials on the SWGfL Store: www.swgflstore.com



April 2015

Snapchat-Checklist

- What is Snapchat?
- How can I stay in control?
- How do I find all my friends?
- How do I block and delete?
- How do I report a problem?
- What else can I do on Snapchat?

Do the Check.





Report Something?





Reporting

If someone has posted something that you don't think should be on Twitter (please read the Twitter rules) but you don't want to report the person who posted it, follow these steps:

- Click on the  next to the favourite star  (on the Tweet)
 - Select 'Report' from the drop down menu
 - Choose what type of report and follow the steps provided
- If you don't want to see the post on your timeline but don't think it warrants a report, you can use the 'Mute' option to hide the post.

If you want to report a Twitter user you need to:

- Go to their profile and click on the  next to the  button.
 - Click 'Report', and then select what type of report you would like to make.
- If you are reporting something or someone for being violent or threatening, you will receive an email form from Twitter confirming your report, making it easier and clearer for law enforcement, should you wish to make it a police matter. You don't have to be following someone to report them or their tweet.

Where can I go for further support?

Twitter Help Centre: <https://support.twitter.com>

Twitter Safety & Security: <https://support.twitter.com/groups/57-safety-security>

Twitter Rules & Policies: https://support.twitter.com/groups/56-policies-violations#topic_236

UK Safer Internet Centre
Website: www.saferinternet.org.uk | **Email:** enquiries@saferinternet.org.uk

Professionals Online Safety Helpline
Phone: 0844 381 4772 | **Email:** helpline@saferinternet.org.uk

Childnet: www.childnet.com

Internet Watch Foundation: www.iwf.org.uk

Childline: www.childline.org.uk | **Phone:** 0800 1111

Report abuse or grooming to CEOP: www.ceop.police.uk/ceop-report

Pick up a copy of this checklist along with other Online Safety materials on the SWGfL Store: www.swgflstore.com



April 2015

Twitter-Checklist

- What is Twitter?
- How Do I Protect My Privacy?
- Who Can Follow Me?
- How To Report Something?
- Unfollow or Delete Content?
- How do you deactivate my account?

Do the Check.

