

Year 7 Foundations

Aims of the evening

- An idea of what lies ahead in English, Maths and Science
- Using Edulink to support your child's learning and experience in school
- Assessment in school in Y7



Maths



**HAYDOCK HIGH
SCHOOL**

KS 3 Maths



HAYDOCK HIGH SCHOOL

Year 7 Maths

There are 3 stages for pupils studying maths in Year 7 depending on their attainment at KS 2.

Each pupil follows a maths curriculum that progressively increases knowledge, self-confidence and interest in the subject by developing:

- Fluency
- Reasoning
- Problem Solving
- Applications of maths



HAYDOCK HIGH SCHOOL

Subject content

Content

Number

Algebra

Ratio & Proportion

Geometry & Measures

Probability & Statistics



HAYDOCK HIGH SCHOOL

Half term focus

Autumn 1

Number Focus

Numbers and the Number System
Counting and Comparing
Calculations

Autumn 2

Shape Focus

Visualising and Constructing Shapes
Investigating properties of shapes and angles
Measuring and Calculating Space



HAYDOCK HIGH SCHOOL

Equipment

For each school each pupils should have:

- Black Pen
- Pencil
- Ruler
- Protractor
- Compass
- Scientific Calculator



HAYDOCK HIGH SCHOOL

Useful Websites

Use the following websites for practice questions and video clips:

- www.mathswatchvle.com
- Login : **18jonesb@haydockhigh**
- Password: **normal network password**



HAYDOCK HIGH SCHOOL

To support your child in maths :

1. Students should have the correct equipment each lesson
2. Ensure homework is completed each week
3. Regularly practise times tables to build number confidence
4. Use MathsWatch for revision and extra support
5. Be positive about maths.



Science

Supporting your child's learning in KS3



Science skills

Healthy lifestyle

The periodic table

Photosynthesis and respiration

Electricity and magnetism

Separation techniques

Energy

Reaction of metals

Adaptation and inheritance

Motion and pressure

The Earth

Food chains and food webs

Science fair

Educake online homework



What is Educake?

- Educake is a website for science homework and revision
- Teachers can set you homework with Educake
- You can set yourself revision tests
- Educake works on PCs, tablets and smartphones

The screenshot displays the Educake Science website. At the top left is the logo for 'Educake Science Online Formative Assessment'. To the right are three buttons: 'Contact Us', 'Teacher Login', and 'Student Login'. The main heading reads 'Formative assessment made easy - and just for science!'. Below this, a tablet is held by two hands, displaying a 'Track Progress on GCSE Science' report. The report includes a table with columns for 'Percentage Correct' and 'Number Correct'. To the right of the tablet are three buttons: 'Try a Sample Test', 'Get a Free Trial', and 'Subscribe'. At the bottom right is a circular badge for 'bett AWARDS 2017 WINNER'.

Educake Science
Online Formative Assessment

Contact Us | Teacher Login | Student Login

Formative assessment made easy - and just for science!

Try a Sample Test

Get a Free Trial

Subscribe

bett
AWARDS 2017
WINNER

Topic	Percentage Correct	Number Correct
Atomic Structure	100%	10/10
Chemical Equations	100%	10/10
Chemical Reactions	100%	10/10
Energy	100%	10/10
Electrons	100%	10/10
Mass and Moles	100%	10/10
Metals and Alloys	100%	10/10
Periodic Table	100%	10/10
Redox	100%	10/10
Relative Atomic Mass	100%	10/10
Relative Formula Mass	100%	10/10
Relative Molecular Mass	100%	10/10
Stoichiometry	100%	10/10
Total	100%	100/100

How do you log in to Educake?

- Go to www.educake.co.uk in a web browser, like Chrome or Safari
- Click on the "Student Login" button:



- Enter the username and password your teacher gave you
- Usernames are your first name, then the first letter of your last name, then a 4 digit number.
- For example, Brian Pie's username might be brianp0007

How do I answer a test?

- When you log in you will see this page:

The screenshot shows the 'My Educake' dashboard. At the top right is a 'Show Help' button. Below it is a green banner that says 'Your teachers have set you 2 new tests...' with a 'Hide New Tests' button and an upward arrow. A table lists the tests:

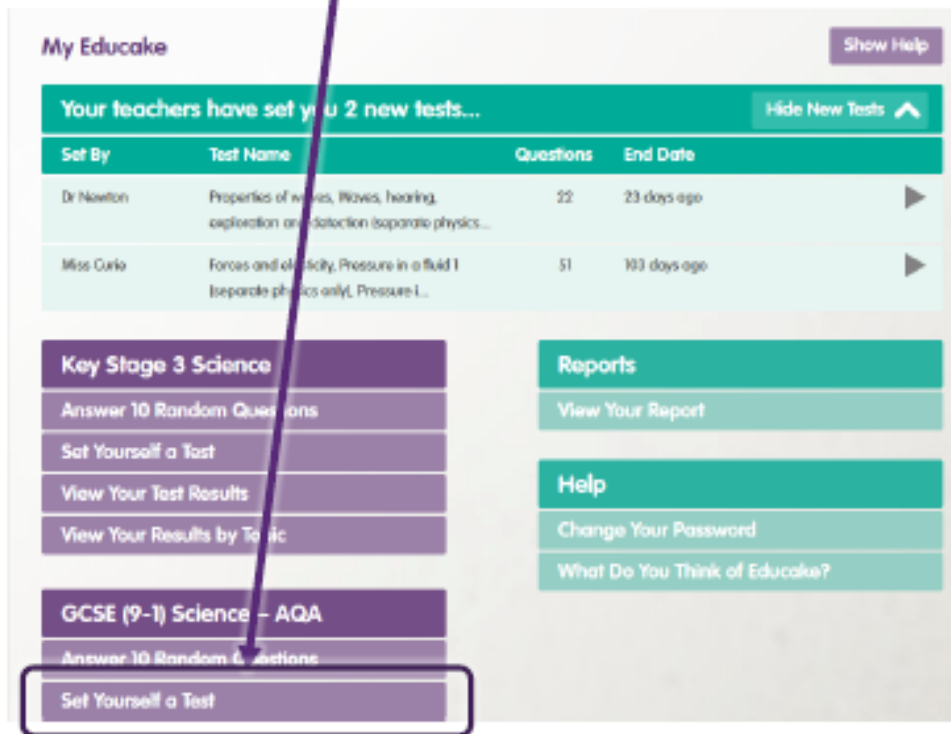
Set By	Test Name	Questions	End Date
Dr Newton	Properties of waves, Waves, hearing, exploration and detection (separate physics...	22	23 days ago
Miss Curle	Forces and elasticity, Pressure in a fluid 1 (separate physics only), Pressure 1...	51	103 days ago

Below the table are two columns of navigation options. The left column includes: 'Key Stage 3 Science', 'Answer 10 Random Questions', 'Set Yourself a Test', 'View Your Test Results', and 'View Your Results by Topic'. The right column includes: 'Reports', 'View Your Report', 'Help', 'Change Your Password', and 'What Do You Think of Educake?'. A purple arrow points from the bottom right towards the '51' in the 'Questions' column of the second test row.

- Tests your teachers have set you are in green at the top
- Click on a green test to take it and answer the questions

How do I set myself a test?

- Click on "Set Yourself a Test" to revise a topic



My Educake Show Help

Your teachers have set you 2 new tests... Hide New Tests

Set By	Test Name	Questions	End Date
Dr Newton	Properties of waves, Waves, hearing, exploration and detection (separate physics...	22	23 days ago
Miss Curle	Forces and electricity, Pressure in a fluid 1 (separate physics only), Pressure L...	51	103 days ago

Key Stage 3 Science

- Answer 10 Random Questions
- Set Yourself a Test
- View Your Test Results
- View Your Results by Topic

GCSE (9-1) Science - AQA

- Answer 10 Random Questions
- Set Yourself a Test**

Reports

- View Your Report

Help

- Change Your Password
- What Do You Think of Educake?

- You can choose the topics you want to revise
- You can choose the number of questions you want to answer

What are Educake tests like?

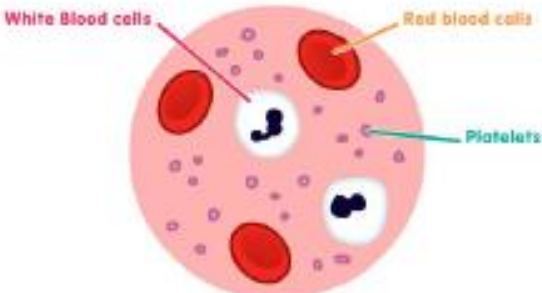
- Educake tests are made of short questions
- They are made to improve your knowledge and understanding of science

Key Stage 3 Science - Biology Show Help

Question 1 of 17 0 ✓ 0 %

Look at the picture of a blood sample. What do white blood cells have that red blood cells do not?

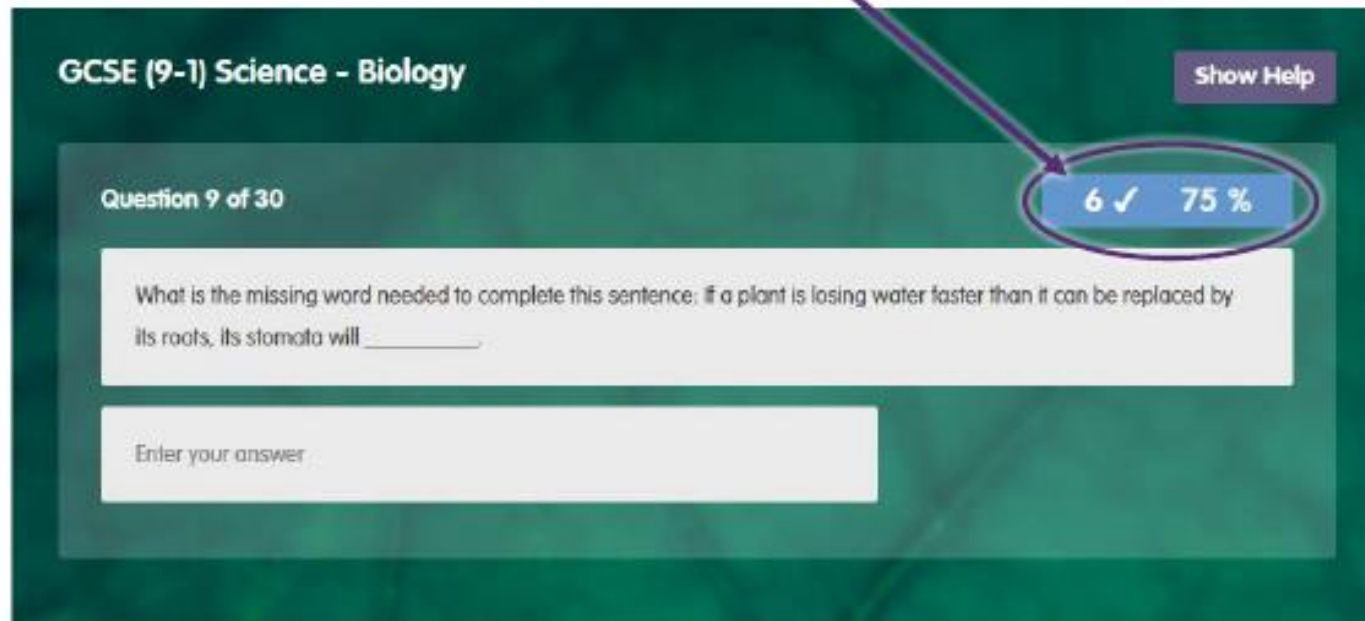
Enter your answer



A blood sample

What are Educake tests like?

- The questions aren't all multiple choice
- You usually type in the answer
- Educake accepts small spelling mistakes
- Your score so far on the test is shown here:



GCSE (9-1) Science - Biology [Show Help](#)

Question 9 of 30

6 ✓ 75 %

What is the missing word needed to complete this sentence: if a plant is losing water faster than it can be replaced by its roots, its stomata will _____.

Enter your answer

The screenshot shows a test interface with a dark green background. At the top left, it says 'GCSE (9-1) Science - Biology'. At the top right, there is a 'Show Help' button. Below this, it says 'Question 9 of 30'. In the top right corner of the question area, there is a blue box containing the score '6 ✓ 75 %'. A purple arrow points from the text 'Your score so far on the test is shown here:' to this score box. Below the question text, there is a text input field with the placeholder 'Enter your answer'.

What happens when I finish a test?

- When you finish a test you can see your results
- You can take tests again by clicking here:

My Educake > GCSE (9-1) Science Test Results

Show Help

Name / Main Topic	Year	Class	Completed	Start Date	End Date
Communicable diseases	9	All	1 / 1	06-04-2017	06-04-2017

	All	Q1	Q2	Q3	Q4	Q5	Q6	Q7	Q8	Q9	Q10	Q11	Q12	Q13	Q14	Q15	Q16	Q17	Q18	Q19	Q20
Brian Fie	75%	✓	✓	✓	✓	✓	✓	✓	✓	✗	✓	✓	✓	✗	✓	✓	✓	✗	✗	✓	✗

Take test again >

View Your Progress >

- You can view your progress by clicking here:

View your progress each time you finish a test

- Topics you know well are coloured green
- Topics you need to revise more are coloured red
- Click on a topic to take a revision test on it

My Educake > Track Your Progress on GCSE (9-1) Science, Chemistry

Topic	Percentage Correct	Questions Answered	Answer 10 More Questions
4.1 Atomic Structure and the Periodic Table (Paper 1)			
Atoms, elements, and compounds: th...	91%	247	▶
Mixtures	71%	14	▶
Atomic models	65%	129	▶
The periodic table	72%	65	▶
Group 0	19%	41	▶
The transition metals (separate ch...	88%	8	▶
4.2 Bonding, Structure and the Properties of Matter (Paper 1)			
Chemical bonds	74%	57	▶

FACT

- Out of the students who attempted more than 500 Educake questions, **80% achieved a 4 or higher, compared to only 20% for non-users of Educake, who attempted less than 100 questions.**



English

GCSE skills from Year 7 – 5 year development

With Star

Centre Number Candidate Number

Pearson Edexcel
Level 1/Level 2 GCSE (9-1)

English Language
Paper 1: Fiction and Imaginative Writing

Tuesday 6 June 2017 – Morning
Time: 1 hour 45 minutes

Paper Reference: **1EN0/01**

You must have:
Reading Text Insert (enclosed)

Total Marks

Instructions

- Use **black** ink or ball-point pen.
- Fill in the boxes at the top of this page with your name, centre number and candidate number.
- Answer **all** questions in Section A and **ONE** in Section B.
- You should spend about 1 hour on Section A.
- You should spend about 45 minutes on Section B.
- Answer the questions in the spaces provided – there may be more space than you need.

Information

- The total mark for this paper is 64.
- The marks for **each** question are shown in brackets – use this as a guide as to how much time to spend on each question.
- Questions labelled with an **asterisk** (*) are ones where the quality of your written communication will be assessed – you should take particular care on these questions with your use of vocabulary, spelling, punctuation and grammar, as well as the clarity of expression.

Advice

- Read each question carefully before you start to answer it.
- Check your answers if you have time at the end.

Turn over >



ReVISION



Summer homework and revision

You are to complete ONE task from each of the sections/texts to be handed in on

Tuesday 5th September.

It is vital that these are completed with 100% effort and using revision materials. This is an essential part of your learning, revision and preparation over the summer and will support you in your GCSE English.

Section	Timing	Marks	Assessment Objectives (AOs) and mark weighting
A Christmas Carol	55 minutes	20 marks-part(a) 20 marks-part (b)	Part (a) AO2, Part (b) AO1
Blood Brothers	10 minutes	40 marks (inc. 8 marks for SpE)	AO1 (16) AO3 (16) AO4 (8)
Poetry Anthology	35 minutes	20 marks	AO2 (15) AO3 (5)
Unseen Poetry	45 minutes	20 marks	AO1 (8) AO2 (12)
Macbeth	55 minutes-part (a)&(b)	20 marks-part(a) 20 marks-part (b)	Part (a) AO2 Part (b) AO1 (15) AO3 (5)

The Assessment Objectives (AOs) are as follows:

Students must:	
AO1	Read, understand and respond to texts Students should be able to: <ul style="list-style-type: none"> maintain a critical style and develop an informed personal response use textual references, including quotations, to support and illustrate interpretations
AO2	Analyse the language, form and structure used by a writer to create meanings and effects, using relevant subject terminology where appropriate
AO3	Show understanding of the relationships between texts and the contexts in which they were written
AO4	Use a range of vocabulary and sentence structures for clarity, purpose and effect, with accurate spelling and punctuation

Your parent/guardian **must** sign each of your tasks to confirm they are happy with the standard of this work and that you have spent the necessary amount of time on these questions.

Create your essay plan for the following questions including quotations, themes and a little context.

Create your essay plan for the following questions including quotations, themes and a little context.

"look like th' innocent flower but be the serpent under't."

Starting with this comment, explore how Shakespeare presents ideas about appearance vs. reality in the play

artful
deceptive
duplicitous
duplicitous
illusory
Machiavellian
wily

Explore how Russell presents the power of childhood innocence

'And you don't even notice broken bottles in the sand, the oil in the water and you can't understand how living could be anything other than a dream.'

Explore how Russell presents ideas surrounding attitudes towards education.

'Yeh, Yeh, and it'll really help me to get a job if I know what some soddin' pygmies in Africa have for their dinner.'

WAGOLL

Walking Talking Mock Exam Paper 1 – A Christmas Carol

You should have:

- An exam paper
- Lined paper
- Two pens
- Highlighter











Your story to learn

UPGRADE YOUR SENTENCES	SIMILE START LIKE THE MOTTLED STUBBLE OF A MUCH OLDER MAN, THE BOY'S DIRTY FACE WAS FLECKED WITH OIL.	TRIPLE NOUN + COLON DIRT, OIL, GREASE: THE BOY'S FACE WAS SMEARED WITH THE GRUBBY WORK OF THE DAY.
MINOR SENTENCE INTO COMPLEX DIRT, I THOUGHT I KNEW THE MEANING OF THAT WORD, UNTIL I SAW THE BOY IN FRONT OF ME.	THE BOY LOOKED DIRTY.	FRONTED ADVERBIAL SELF-CONSCIOUSLY, THE BOY GAVE A MUTED SMILE THROUGH THE GRIME ON HIS FACE.
SO, SO THE BOY'S FACE WAS SO GRUBBY, SO FILTHY, THAT IT WASN'T UNTIL HE TURNED HIS HEAD AND SMILED THAT I REALISED HE WAS A BOY AT ALL.	IT ISN'T/IT IS THE DIRTY ISN'T JUST YOUR ORDINARY, EVERYDAY DIRT: IT IS LAYERS OF DEEP GRIME THAT NO QUICK SHOWER COULD REMOVE.	VERB BEGINNING SMILING SADLY, THE BOY'S FACE WAS JUST ABOUT VISIBLE THROUGH THE LAYERS OF DIRT THAT HAD BUILT UP OVER THE COURSE OF THE DAY'S LABOUR.

KS3 English – what's covered?

- Romeo and Juliet
- Transactional Writing
- Dystopian Literature
- Comparison Poetry from other cultures
- Imaginative Writing
- Analysis skills in reading (fiction and non-fiction)

8 th Oct	Monday	Tuesday	Wednesday	Thursday
	 Week 2	 The Book Thief	 <p>Question 3 - Read line 53 from “in a tall apartment just around the corner” to line 86 “their souls trailing behind”.</p> <p>How does the writer show Liesel’s emotions towards the prisoners on the “parade?” You must refer to the language and structure used in the text to support your answer. (6 marks)</p>	 <p>Question 3 – Read line 53 from “in a tall apartment just around the corner” to line 86 “their souls trailing behind”.</p> <p>How does the writer show Liesel’s emotions towards the prisoners on the “parade?” You must refer to the language and structure used in the text to support your answer. (6 marks)</p>
15 th Oct	Monday	Tuesday	Wednesday	Thursday
	 A Crimson Lake	 Week 3	 <p>Question 4 - In the extract, the writer attempts to create strong emotions in the reader. Evaluate how successfully this is achieved (15 marks)</p>	 <p>Question 4 - In the extract, the writer attempts to create strong emotions in the reader. Evaluate how successfully this is achieved (15 marks)</p>



Annotate a blank copy of the poem in your clean revision anthology



Plan your exam answer to this question



Memorise quotations using the SAY, LOOK, COVER, WRITE, CHECK method



Write the response to the exam question using the correct formula and timings – you can have your notes

Assessment

- There are three assessment points in the year.
- Information will go home tomorrow
- These are formal exams in the classroom.
- Two school weeks beforehand students will receive revision lists for what their test focus will be

Some final reminders

- Homework Club 8-8.40 with Miss Potter and 3-4pm Monday – Friday with Mrs Brown in the LRC
- Y7 and 8 Study Club – 3-4pm every week 1 – Thursdays with Mr Sharratt and Miss Lane in the CLC.
- Science Club – Wednesday with Mr Ryan in Science 2
- Breakfast Club – Every morning 7.30-8.30am